ASDAN Account Guidance

阿思丹学号认领指南

Note：One cell phone can only register one ASDAN Account

注意：一个手机号只能认领一个阿思丹学号

1．Login ASDAN Academy Website: *http://academy.seedasdan.org/login*

登录阿思丹学院官网：*http://academy.seedasdan.org/login*

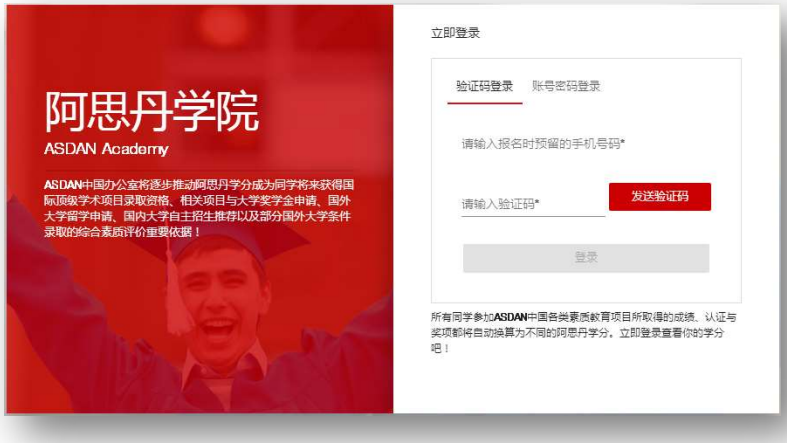

2. Log in to your account in the right side. (Input your phone number and click the red button to get the verification code, then input it in the second line.)

在页面右方，使用您报名时所填手机号和验证码登录。

- If you **didn't register before**, the system would automatically change to the registration page for you to fill in your information. 如果您没有注册过阿思丹学号，系统会自动跳转到注册页面，请您完善信息。
- If you **have registered before**, you can use that account to log in. 如果您已注册过阿思丹学号，亦可使用阿思丹学号及密码登录。

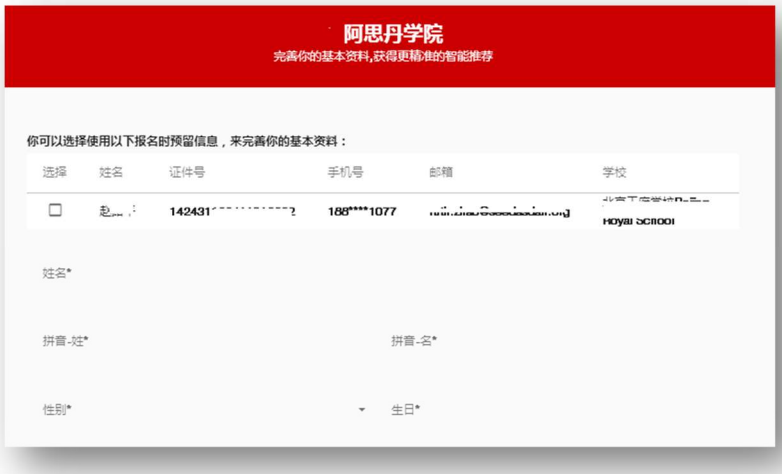

Check your reserved information and the system will fill in some information automatically.

勾选您的报名预留信息，可自动填充部分信息

Note: You must manually fill in your school name before entering next step.

注：需手动填写并确认所在学校，才能进入下一步

Click “发送验证码“(the blue button) and fill in the verification code you received in “验证码”.

(邮箱：Email 请输入你的密码：Password 请再次输入你的密码：Input Password again)

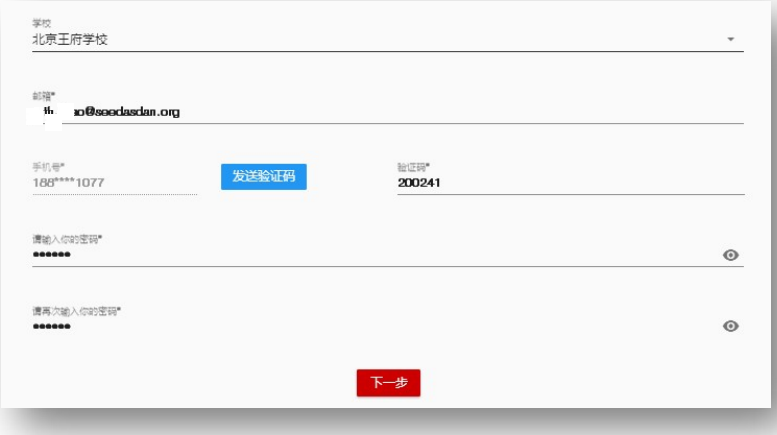

Fill in all information and click the red button to enter next step.

完善所有信息，点击下一步，进一步完善你的基本信息。

3. Fill in some information related to your study plan. (预计就读大学时间：time for you to enter university 期望大学国家与地区：country you want to study 期望大学排名：school ranking of your expecting university 期望获得推荐的项目类型：interested type of programs) 进入进一步完善信息页面，确定你的目标，来努力实现。

Click the bottom button to enter personal page.

填写完成点击“确定”，到你的个人主页。

4. Functions 功能

In the home page, you can check your ASDAN Points, ranking, awards, etc.

在首页可查看你的阿思丹学分、获奖情况、学校排名及学年排名等。

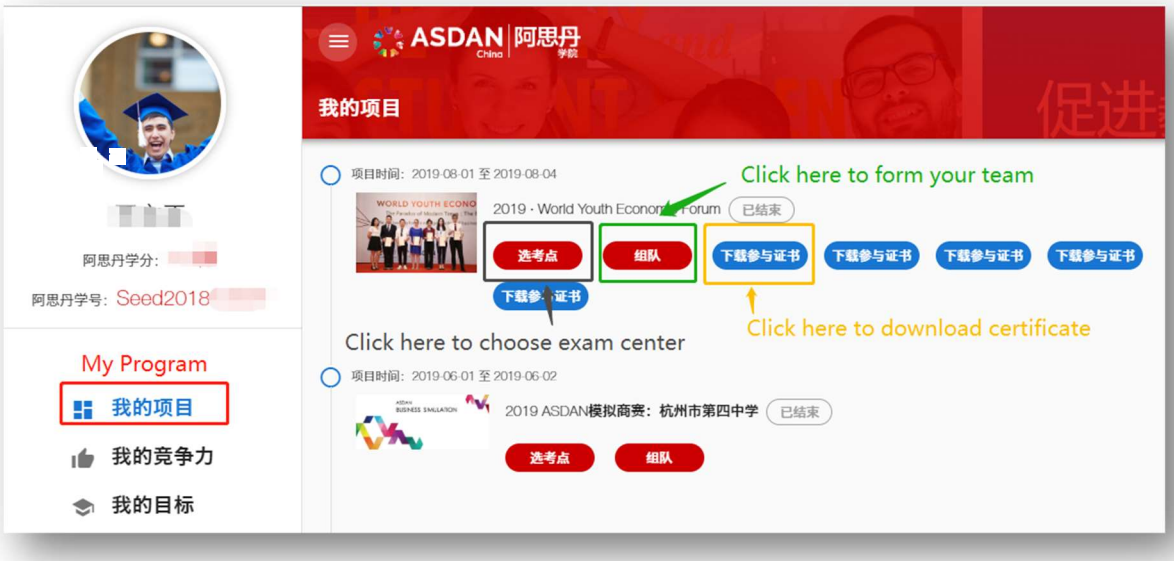

Please look at the above picture for guidance.

点击左侧“我的项目”可查看项目进度，可进行考点选择、组队、下载证书等。

点击主页右上角的白色头像按钮，还可进行信息修改等。